

---

Article Number: 155 |  
Rating: Unrated | Last  
Updated: Mon, Aug 5,  
2013 at 10:38 AM

**Summer Reader**  
**Page Editor Main**  
**Page Editor Review**

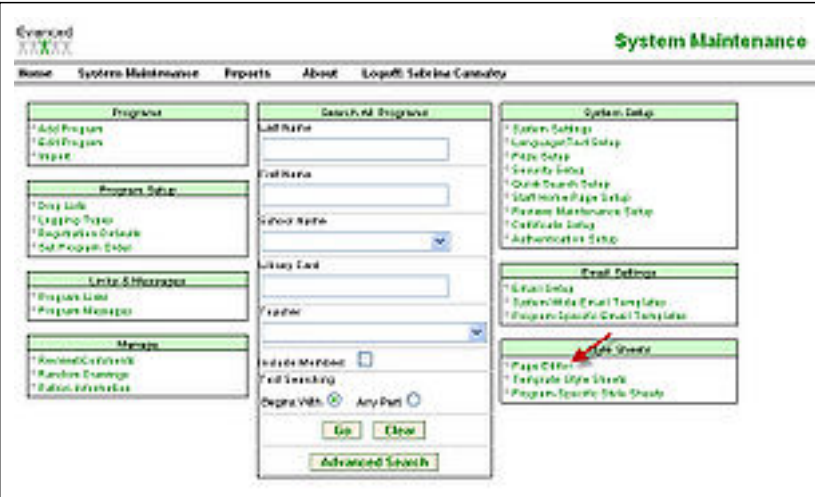
The Page Editor was designed to make modifications to the patron views ease. The Page Editor is broken out into the following Patron Pages allowing the library to modify the properties without view a full page of CSS code.

**This section is not supported by Evanced Support and is for experienced web coders only.**

-  
**Page Editor Main**  
**Page Explanation:**

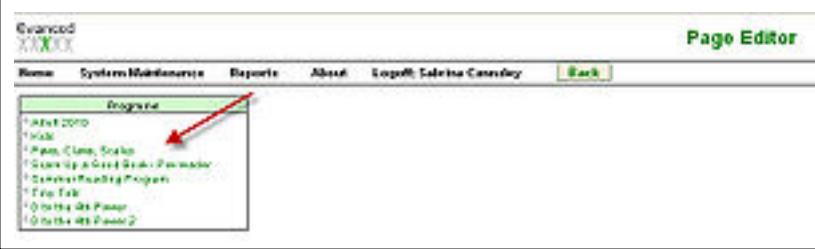
<b>Page Editor Section</b>	<b>Page Editor Section Visual(select picture to enlarge)</b>	<b>Explanation of Section Fields</b>
----------------------------	--	--------------------------------------

Selecting Page Editor



As an Administrator the library will have access to the the Page Editor from the System Maintenance page.

Selecting A Define Program



The Library will select from a list of defined programs to modify the style sheet within the Page Editor.

Select Page




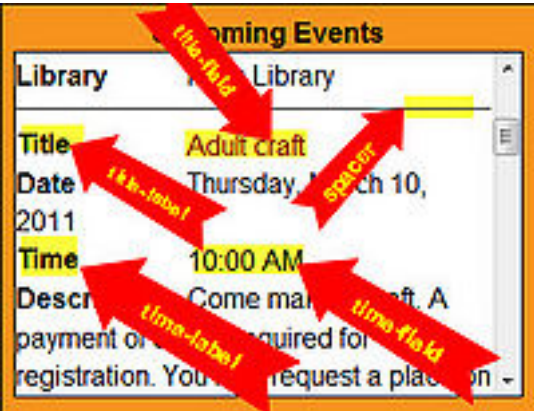


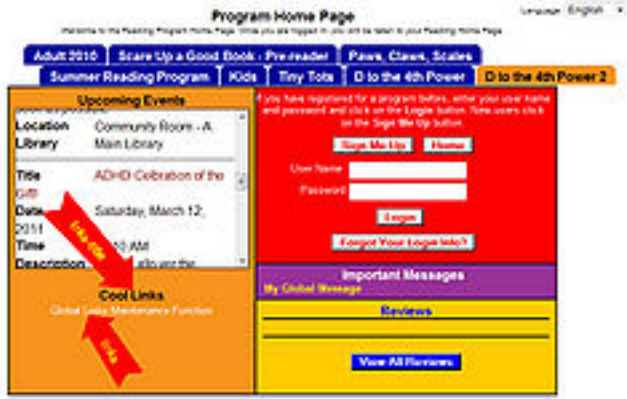
The screenshot shows a web form titled "Select Page". It features a dropdown menu with "Home Page" selected. Below the dropdown are three buttons: "Load", "Refresh", and "Save".

The Select Page will allow the Library to select the Patron Page to make modifications to the Style Sheet. Select Page: This will allow the library to select a specific Patron Page to modify the properties. Home Page Registration Page Logging Page Patron Reviews Page View Reviews Page Signup Confirmation Page Email Login Entry Page Program Selection Page Add Comment Page RSS Selection Page Reading List Page Landing Page Submit Review Page Change Password Page Load Button: This will load the selected page for the library to view as they modify the properties on the patron page. Refresh Button: This field will reload the screen with modifications made in the properties section. Save Button: This field will save all modifications made within the properties section on the selected Patron page.

## Understanding Making Changes to Properties

[Home Page](#)

<p><b>CSS Classes</b></p>	<p>Css Class Description Location (Select picture to enlarge)</p>
<p><b>Certificate Certificate</b></p>	
<p><b>Events (Part 1) date-field date-label description-field description-label Events</b></p>	 <p>The screenshot shows a web page titled "Program Home Page" with a language dropdown set to "English". Below the header is a section for "Upcoming Events" for "D to the 4th Power 2". The table lists an event titled "Talk for 24 and 35" on Friday, March 04, 2011, at 3:00 PM. The description is "Language enrichment program. Adults must accompany the children." The location is "Community Room". Red arrows point to the following elements: "date-label" (Friday, March 04), "date-field" (04), "description-label" (Language enrichment program), and "description-field" (enrichment program. Adults must accompany the children.). To the right of the table is a login section with fields for "User Name" and "Password", and buttons for "Sign Me Up", "Home", "Login", and "Forgot Your Login Info?". Below the table are "Cool Links" and "Important Messages" sections.</p>
<p><b>Events (Part 2) events-image events-list events-title library-field library-label</b></p>	 <p>This is a zoomed-in view of the "Upcoming Events" table. Red arrows point to: "events-image" (the event title "Adult craft"), "events-list" (the entire row), "library-label" (Main Library), and "library-field" (the text "Main Library").</p>
<p><b>Events (Part 3) link link-hover link-visited location-field location-label</b></p>	 <p>This is another zoomed-in view of the "Upcoming Events" table. Red arrows point to: "location-label" (Community Room - A&amp;B), "location-field" (Community Room - A&amp;B), and "link" (the text "Community Room - A&amp;B").</p>
<p><b>Events (Part 4) spacer time-field time-label title-field title-label</b></p>	 <p>This is a zoomed-in view of the "Upcoming Events" table. Red arrows point to: "title-field" (Adult craft), "title-label" (the text "Adult craft"), "time-field" (10:00 AM), "time-label" (the text "10:00 AM"), "link-label" (Thursday, March 10, 2011), and "spacer" (the space between the date and time).</p>

Facebook facebook-container facebook-container-message											
Footer footer-image footer-text											
Links link link-hover link-visited links links-image links-titles	 <p>The screenshot shows a web page titled 'Program Home Page'. At the top, there are navigation tabs for 'Adult 2016', 'Sign Up a Good Book - Pre-reader', 'Parks, Clarks, Stables', 'Summer Reading Program', 'Kids', 'Tiny Tots', 'D to the 4th Power', and 'D to the 4th Power 2'. Below the tabs is an 'Upcoming Events' section with a table:</p> <table border="1"> <thead> <tr> <th>Location</th> <th>Community Rooms - A, Main Library</th> </tr> </thead> <tbody> <tr> <td>Title</td> <td>ADHD Colbration of the</td> </tr> <tr> <td>Date</td> <td>Saturday, March 12,</td> </tr> <tr> <td>Time</td> <td>10 AM</td> </tr> <tr> <td>Description</td> <td>Info on the</td> </tr> </tbody> </table> <p>Below the table is a 'Cool Links' section with a 'View All Reviews' button. To the right is a login form with fields for 'User Name' and 'Password', and a 'Login' button. There are also links for 'Forgot Your Login Info?' and 'Important Messages By Global Message'.</p>	Location	Community Rooms - A, Main Library	Title	ADHD Colbration of the	Date	Saturday, March 12,	Time	10 AM	Description	Info on the
Location	Community Rooms - A, Main Library										
Title	ADHD Colbration of the										
Date	Saturday, March 12,										
Time	10 AM										
Description	Info on the										
Login (Part 1) btnaddmember btnback btnchangepassword btnforgotinfo btnhome											
Login (Part 2) btnlogin btnlogout btnmyinfo btnmyloginfo btnmyreadinglist											
Login (Part 3) btnmyreviews btnprintcert btnrecall btnsavepassword btnsignmeup											
Login (Part 4) button button-changepassword button-row1 button-row2 button-row3											
Login (Part 5) family-hr libcardno-field libcardno-input libcardno-label login											
Login (Part 6) login-fields login-fields-text login-image1											
Login (Part 7) login-text password-input password-label patrongoal patrongoal-border											
Login (Part 8) patrongoal-color patrongoal-column1 patrongoal-column2 patrongoal-text patronstats											
Login (Part 9) programgoal programgoal-border programgoal-color programgoal-column1 programgoal-column2											
Login (Part 10) programgoal-text username-field username-input username-label											
Main body column1 column1-image column2 error-message language-selection main											
Messages messages messages-list messages-title											
Pink link link-hover link-visited prize											

Reviews (Part 1) author-label author-text bookjackimage btnsubmitreview btnviewreviews	
Reviews (Part 2) button button-review cateloglink content custom1-label	
Review (Part 3) custom1-text custom2-label custom2-text custom3-label custom3-text	
Review (Part 4) custom4-label custom4-text custom5-label custom5-text custom6-label	
Review (Part 5) custom6-text date-label date-text genre-label genre-text	
Review (Part 6) isbn-label isbn-text nov nov-author-link nov-author-why	
Review (Part 7) nov-book-author nov-book-why nov-content nov-img nov-img-link	
Review (Part 8) nov-info nov-tab-notselected nov-tab-selected nov-tabs nov-title-link	
Review (Part 9) nov-x rating-label rating-text review-label review-text	
Review (Part 10) reviews reviews-title spacer title-label title-text	
Sponsor sponsor-image sponsor-text	
Tabs highlight mouseover notselected rounded row selected spacer	
Title page-subtitle page-title	

## Registration Page

## Logging Page

## Patron Reviews Page

## View Review page

## Sign-up Confirmation Page

## Email Login Information Page

## Program Selection Page

## Add Comment Page

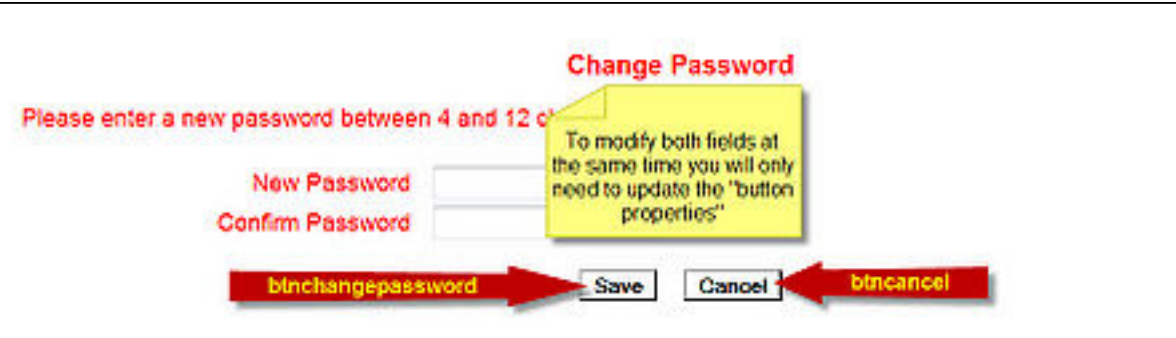
## RSS Selection Page

## Reading List Page

## Landing Page

## Submit Review Page

## Change Password Page

CSS Classes	Css Class Description Location (Select picture to enlarge)
Buttons btncancel btnchangepassword button	 <p><b>Change Password</b></p> <p>Please enter a new password between 4 and 12 characters</p> <p>New Password <input type="text"/></p> <p>Confirm Password <input type="text"/></p> <p>Save Cancel</p> <p>btnchangepassword → Save ← btncancel</p> <p>To modify both fields at the same time you will only need to update the "button properties"</p>
Content Info Input Instructions Lable	
Main	
Body	Future site of pic
Main	





<b>Title</b>	
<b>Page-Title</b>	
<b>Page-Title-HR</b>	



Online URL: <https://kb.demcosoftware.com/article.php?id=155>